



IMPROVEMENT OF QUALITY OF THE NATIONAL CANCER SCREENING PROGRAMMES IMPLEMENTATION (CRO SCREENING)



MINISTRY OF HEALTH
OF THE REPUBLIC
OF LITHUANIA



LITHUANIAN UNIVERSITY
OF HEALTH SCIENCES



Nacionalni inštitut
za javno zdravje



Ministry
of Health
Together



HZJZ
INŠTITUT ZA
JAVNO ZDRAVJE



This project
is funded by the
European Union



National Breast Cancer Early Detection Program

Training of trainers on medical expert topics on specialized type of the cancer screening (TWINNING PROJECT)

Andrea Šupe Parun, M.D. Epidemiology Service

Ministry of Health, Zagreb 23.11.2016.

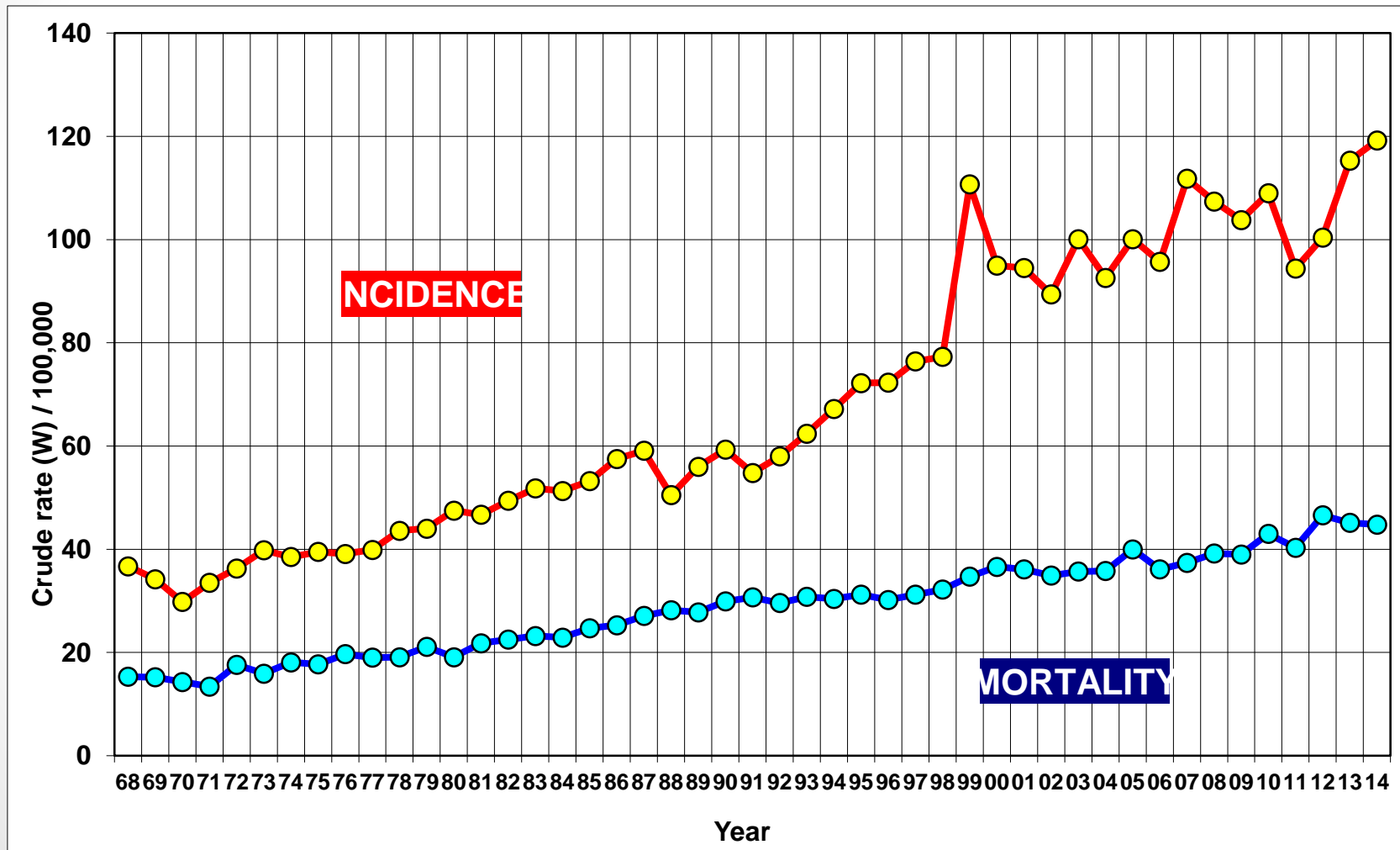
BREAST CANCER IN CROATIA

- Malignancies are one of the leading public health problems in Croatia
- On the mortality scale, malignancies take the second place
- Breast cancer is the first most common diagnosis in women with cancer, with a share of **26% (2014.)**

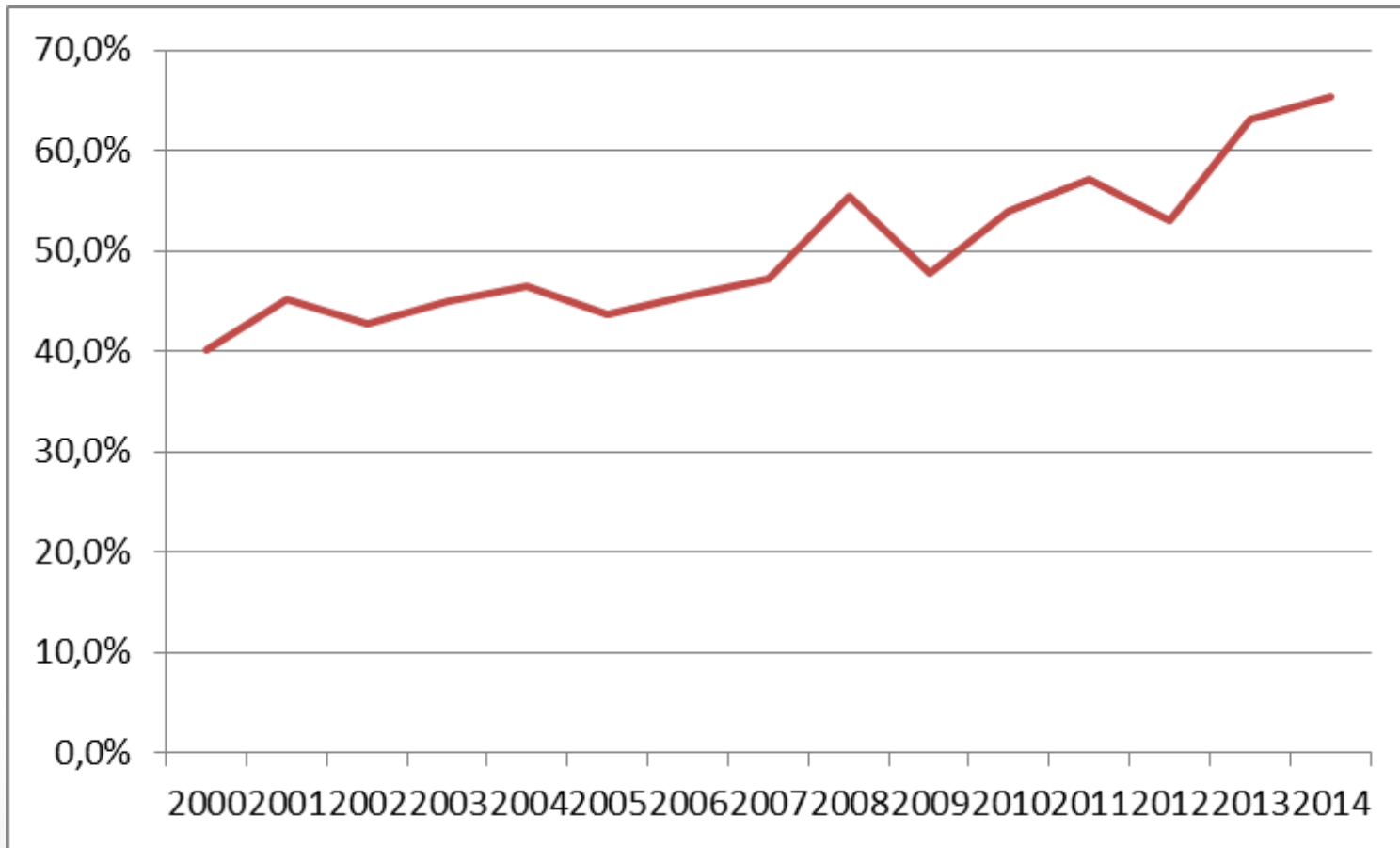
BREAST CANCER IN CROATIA

- Incidence in 2014: **2,644 (119.2/100,000)** newly diagnosed women in Croatia, most common cancer type in Croatian women
- Mortality in 2014: **1071 (44.8/100,000)** female deaths in Croatia, most common cause of death among female cancers

INCIDENCE AND MORTALITY, CROATIA 1968-2014



PROPORTION OF BREAST CANCER DETECTED IN A LOCALIZED STAGE, 50-69



NATIONAL BREAST CANCER EARLY DETECTION PROGRAM

The program:

- **started in 2006**, as a result of the directive issued by the Croatian Government
- is monitored by the **Commission for organization**, professional monitoring and quality control at the Ministry of Health acting as a co-ordinator
- is owned by **Ministry of Health**
- is organized, implemented and evaluated by the **Croatian Institute of Public Health**

NATIONAL BREAST CANCER EARLY DETECTION PROGRAM

- Invitations are sent to home addresses by the **County Institutes of Public Health**
- The invitations are sent in accordance with the available dates and capacity of the mammography units
- Women receive **invitations for mammography with the exact time, date and place**

NATIONAL BREAST CANCER EARLY DETECTION PROGRAM

- The program includes **55 medical institutions** with mammography units:
 - 32 Hospitals, 20 Health Centers
 - 1 County Institutes of Public Health „dr Andrija Štampar”
 - 2 private specialistic clinics

NATIONAL BREAST CANCER EARLY DETECTION PROGRAM

GOALS:

1. Detect breast cancer at an early (localized) stage
2. Reduce cancer mortality by 25% (prerequisite is 70% uptake (participation) rate)
3. Improve patients' quality of life

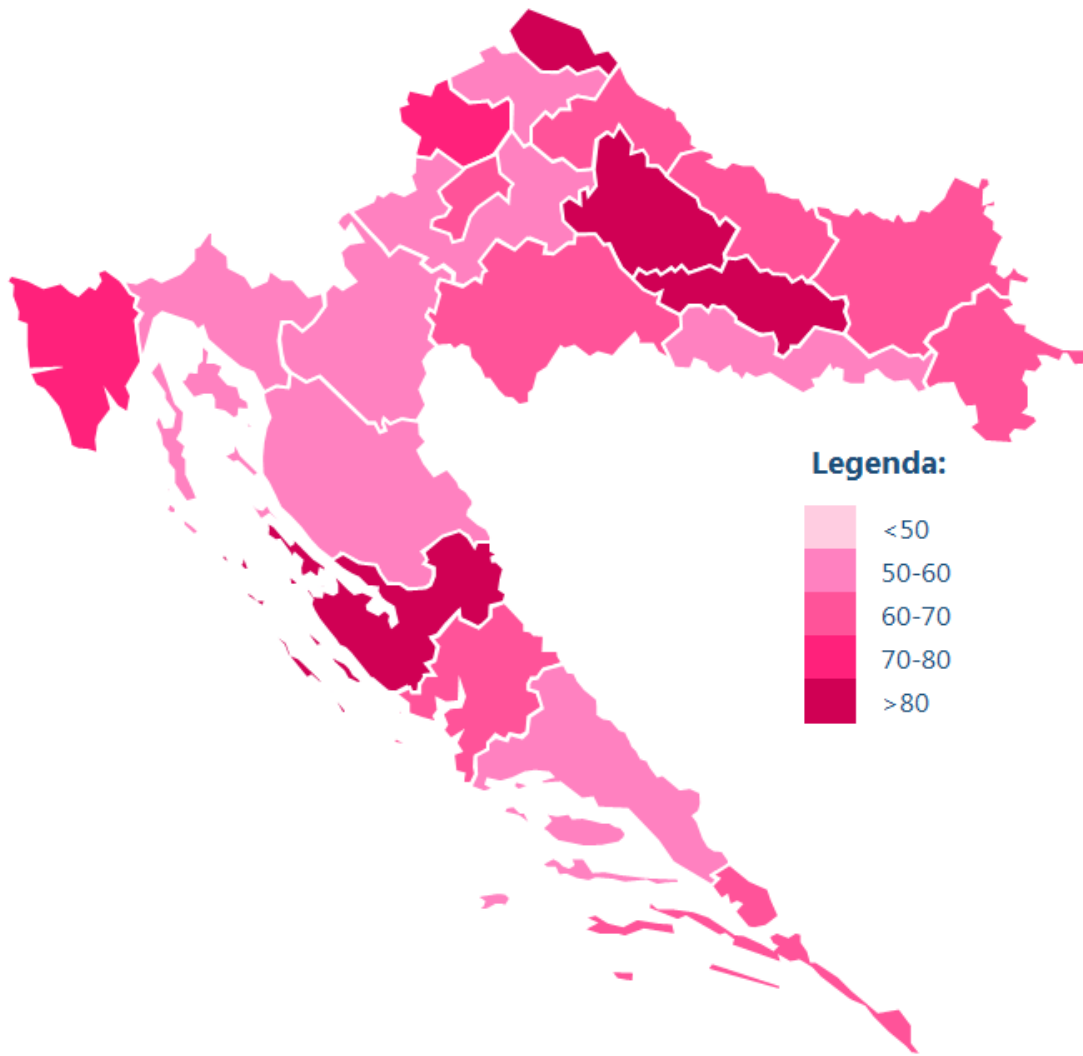
NATIONAL BREAST CANCER EARLY DETECTION PROGRAM

- Target group are women aged **50-69**,
- One call cycle takes **2 yrs**,
- Includes all women, insured and non-insured
- **Screening test is high-quality mammography**
(double reading of results is conducted by 2 radiologist)
- It is used **BI-RADS classification** according to categories 0-5

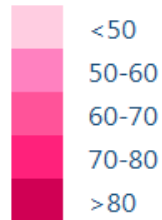
PROGRAM PROGRESS – 1st cycle

- Cycle duration: late 2006 – late 2009
- Ca. 721,000 women invited
- Uptake rate 63% - in 6 counties > 70%
- 1,640 cancers diagnosed / 331,609 recorded

PROGRAM PROGRESS – 1st cycle



Legenda:

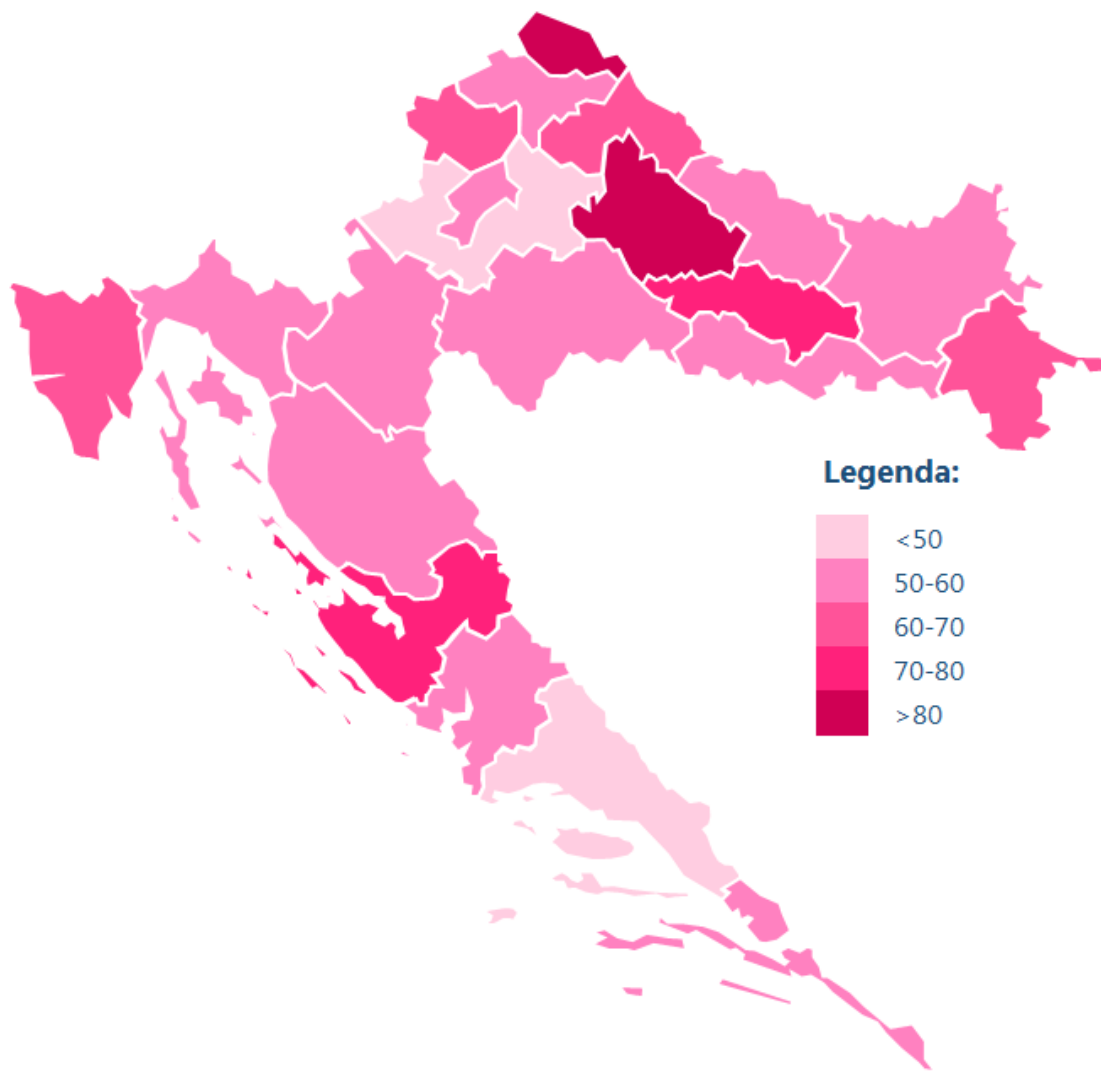


Županija	1. ciklus *
Bjelovarsko-bilogorska	88
Međimurska	87
Požeško-slavonska	82
Zadarska	82
Istarska	76
Krapinsko-zagorska	71
Koprivničko-križevačka	69
Grad Zagreb	66
Virovitičko-podravska	66
Vukovarsko-srijemska	65
Osječko-baranjska	65
Dubrovačko-neretvanska	62
Šibensko-kninska	62
Sisačko-moslavačka	61
Karlovačka	58
Varaždinska	57
Brodsko-posavska	57
Primorsko-goranska	55
Ličko-senjska	53
Zagrebačka	51
Splitsko-dalmatinska	50

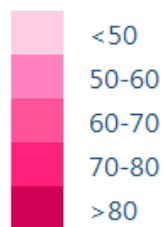
PROGRAM PROGRESS – 2nd cycle

- Cycle duration: early 2010 – late 2011
- Ca. 680,640 women invited
- Uptake rate 57% - in 4 counties > 70%
- 963 cancers diagnosed / 295,605 recorded

PROGRAM PROGRESS – 2nd cycle



Legenda:

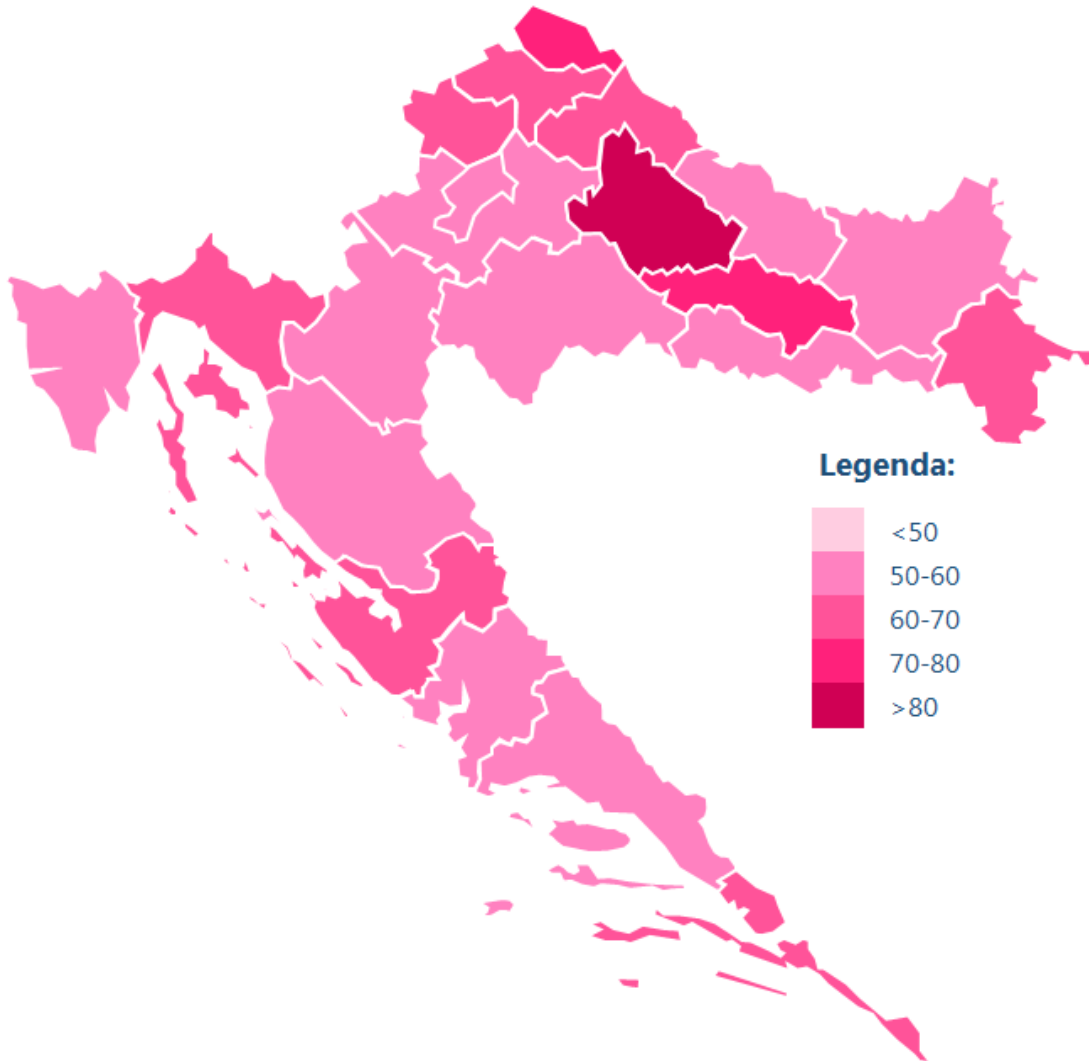


Županija	2. ciklus *
Bjelovarsko-bilogorska	85
Međimurska	83
Požeško-slavonska	72
Zadarska	70
Istarska	67
Krapinsko-zagorska	65
Vukovarsko-srijemska	65
Koprivničko-križevačka	61
Grad Zagreb	58
Virovitičko-podravska	58
Dubrovačko-neretvanska	57
Varaždinska	57
Ličko-senjska	56
Šibensko-kninska	55
Osječko-baranjska	54
Karlovačka	53
Primorsko-goranska	53
Brodsko-posavska	52
Sisačko-moslavačka	51
Zagrebačka	47
Splitsko-dalmatinska	40

PROGRAM PROGRESS – 3rd cycle

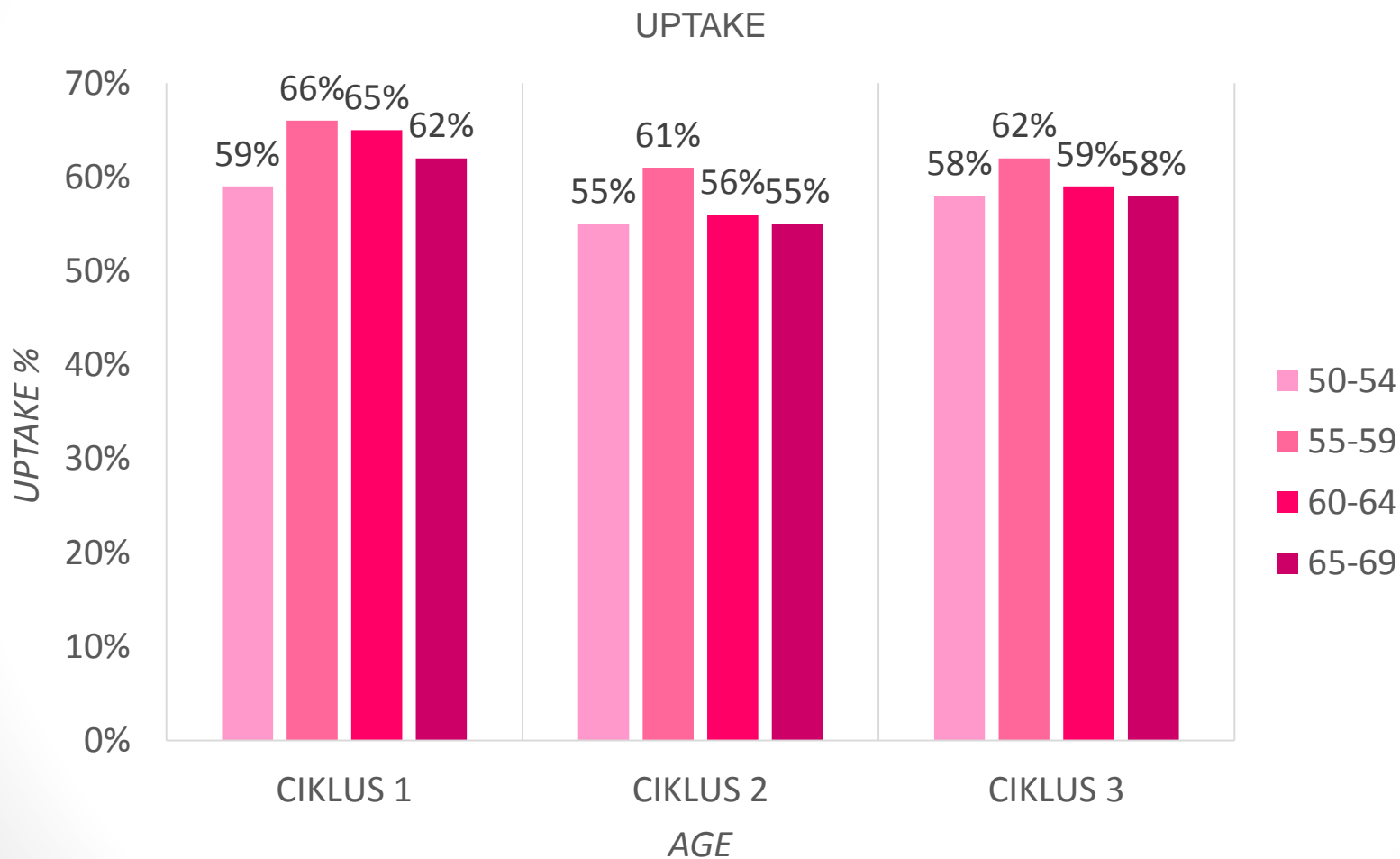
- Cycle duration: late 2011 – May 2014
- Ca. 610,280 women invited
- Uptake rate 60% - in 3 counties > 70%
- 798 cancers diagnosed / 262,910 recorded

PROGRAM PROGRESS – 3rd cycle

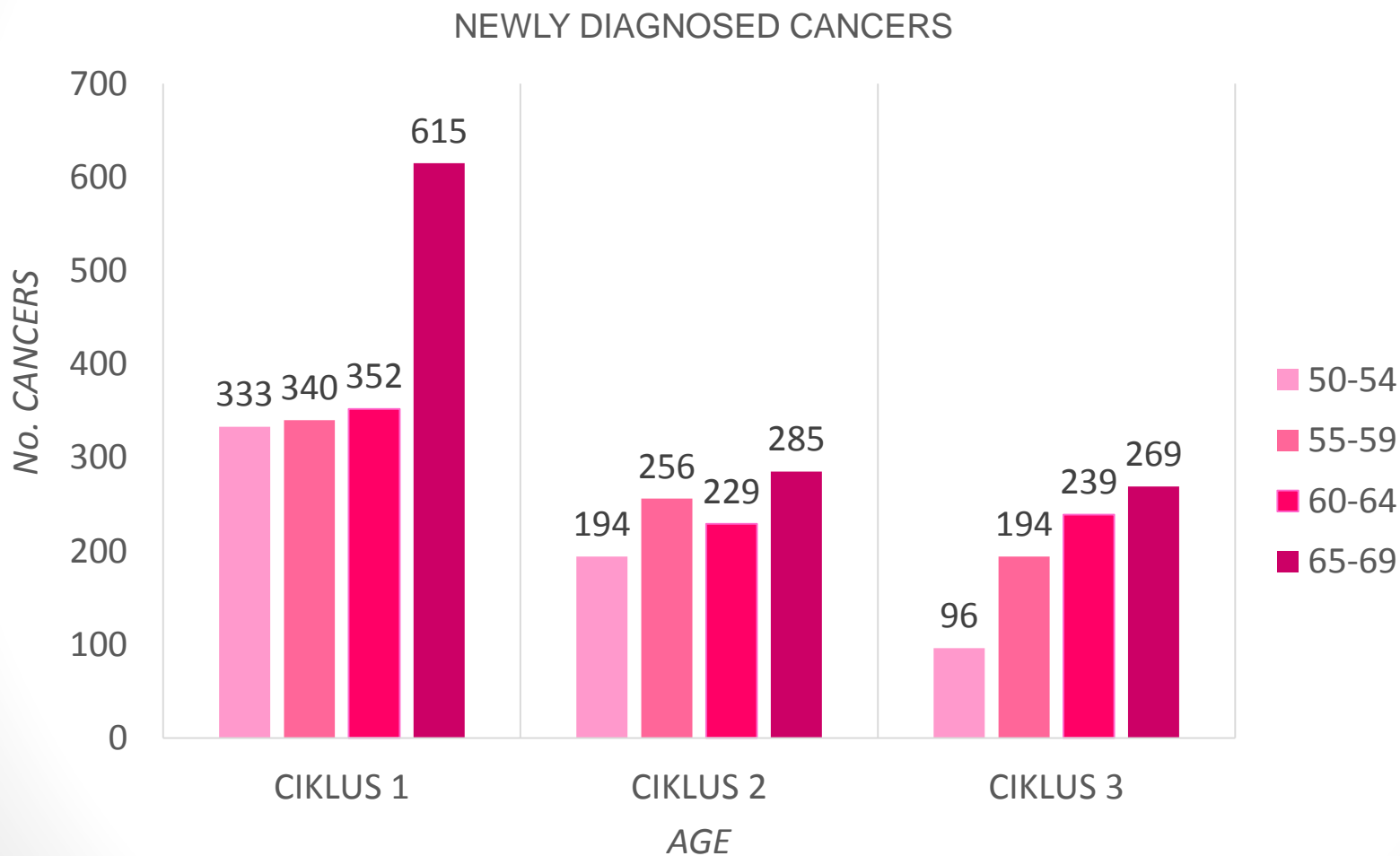


Županija	3. ciklus *
Bjelovarsko-bilogorska	84
Međimurska	78
Požeško-slavonska	76
Krapinsko-zagorska	64
Dubrovačko-neretvanska	63
Zadarska	62
Varaždinska	62
Koprivničko-križevačka	61
Vukovarsko-srijemska	60
Primorsko-goranska	60
Istarska	59
Grad Zagreb	59
Virovitičko-podravska	59
Brodsko-posavska	58
Osječko-baranjska	57
Karlovačka	56
Zagrebačka	56
Sisačko-moslavačka	55
Splitsko-dalmatinska	52
Ličko-senjska	50
Šibensko-kninska	50

UPTAKE RATES (CYCLES 1-3)



NEWLY DIAGNOSED CANCERS (CYCLES 1-3)



PROGRAM PROGRESS – 4th cycle

- Cycle duration: May 2014 – ongoing
- Ca. 600,000 women invited
- **The implementation of new IT system** is currently in progress

PROGRAM IMPROVEMENTS

- Program has been undergoing **radiological and epidemiological quality control** according to European Guidelines
- **European Guidelines** have been translated
- Croatian experts are working on the development of **Croatian guidelines**

PROGRAM IMPROVEMENTS

Promotional activities:

- Celebration of Breast Cancer Awareness Day and Month
- TV commercials and radio jingles
- Advertizing in daily newspapers
- Distribution of promotional pamphlets in health centers and pharmacies
- B1 posters
- Facebook website:
<https://www.facebook.com/Preventivniprogrami>
- Free helpline 0800 85 86

MAIN PROBLEMS

- No coordination and managing team of the program
- Lack of clear and document based SOP-s (standard operating procedures) for every participating partner in screening
- Lack (currently) of appropriate IT system- not covering all steps of screening process, there is no connection with cancer registry databases
- Outdated equipment
- Inadequate distribution of equipment across the health care institutions



Thank you!